



TUMBLE DRYER, 14 KG

Model: TD6-14

Article no: 9873730054

Power supply: 440V 3Ph ~60Hz

The TD6-14 dryer offers innovative features for savings and sustainability. Certified ergonomic design and human-centered approach for outstanding user experience.

The dryer offers excellent productivity - dry more laundry in less time. Monitor the equipment and performance from anywhere, allowing to take action and improve the business with OnE Laundry - the personal assistant for hygiene validation, process, and revenue management.

A horizontal filter drawer for easy access and cleaning without bending down. A reversing drum that minimizes wrinkles and drying time results in an effective and even drying performance.

MAIN FEATURES

- Reversing drum
- Horizontal filter drawer
- Certified ergonomic design
- Compass Pro Control

TD6-14, 9873730054

16-01-24 (13:36)

Subject to change without notice
For correct installation, refer to the installation manual

Model Number Specific	TD6-14
Voltage (V)	440
Phase	3
Frequency (Hz)	60
Loading (kW)	14,5
Fuse (A)	20
IP Class	X4
Capacity (kg)	14
Capacity, filling factor	1:18
Capacity, filling factor (kg)	14,2
Width, net (mm)	793
Depth, net (mm)	965
Height, net (mm)	1771
Weight, net (kg)	209
Weight, gross (kg)	220
Volume, net (m3)	1,36
Volume, gross (m3)	1,76
Connection Cable, length (m)	0
Plug type	None
Certifications	CE, Ergocert (Ergonomics Certified)
Door Hanging	Left (is reversible)
Drum type	Galvanized
Dryer, type	Vented
Drying cycle time (min)	26
Energy consumption (kW/h)	5,8
Exterior	Stainless steel front
Installation, type	Floor model
Noise level <(dB)	70
Other general information	Exhaust outlet Ø200, Heating Power 13.5 kW
Residual moisture control	No
Reversing drum	Yes
SS Front panel	Yes
Stackable	No
Touch control	No

Volume, drum (L)	255
-------------------------	-----

Loipart AB (HQ), **Sweden**
Tel. +46 313 920 100, loipart@loipart.se

LMG Finland oy, **Finland**
+358 40 664 6680, lmg@lmg.fi



Loipart USA inc. **USA**
Tel. +1 954 530 5276, loipartusa@loipart.com

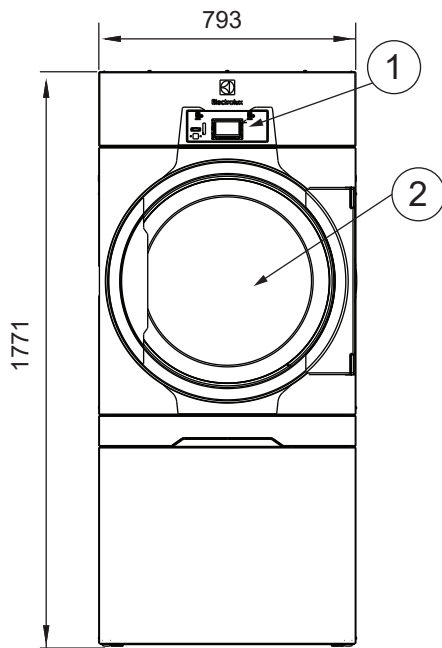
Loipart SEA Pte Ltd, **Singapore**
Tel. +65 674 99 100, contact@loipart.sg

Visit us at www.loipart.com

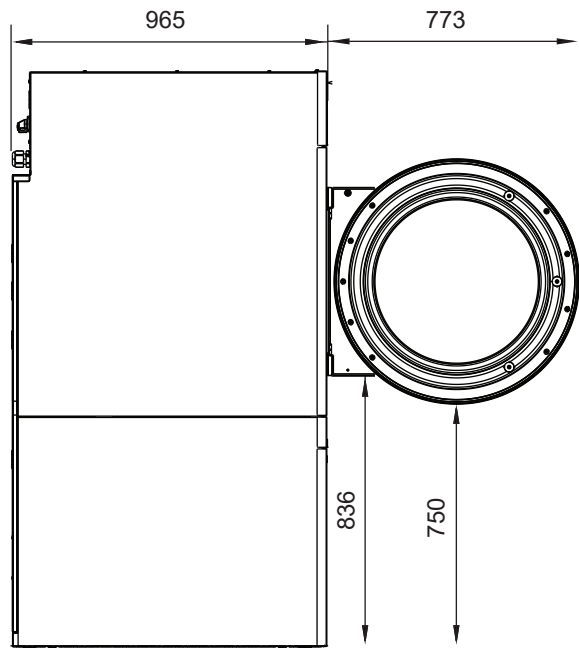
DIMENSIONS

Model: TD6-14 Rev. 2

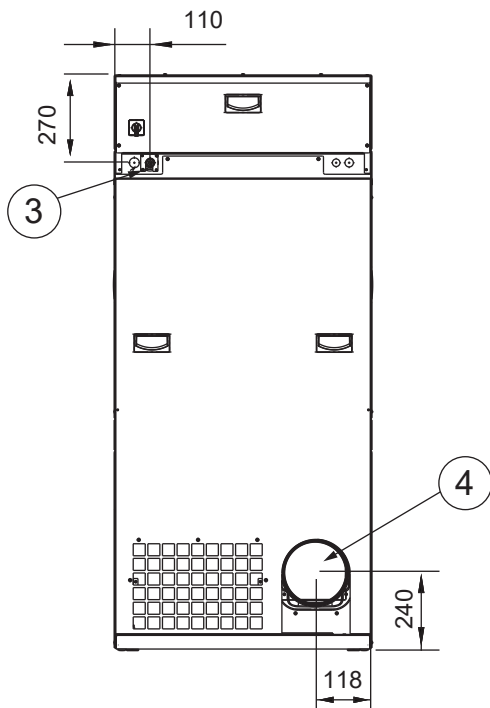
FRONT



SIDE



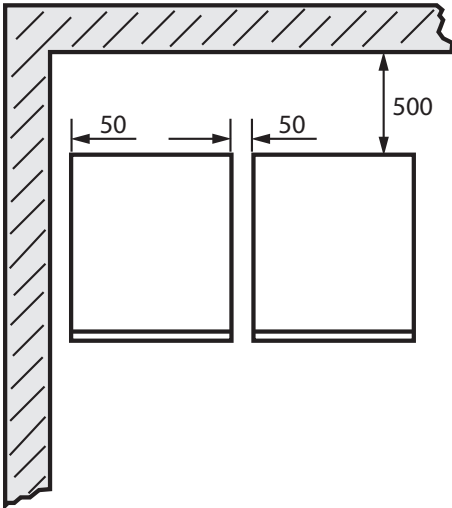
BACK



1. Operating panel
2. Door opening, \varnothing 580 mm
3. Electrical connection
4. Air outlet 200 mm

POSITIONING OF MACHINE

The machine should be positioned so that there is plenty of room for working, both for the user and service personnel. The figure shows minimum distance to a wall and/or other machines.

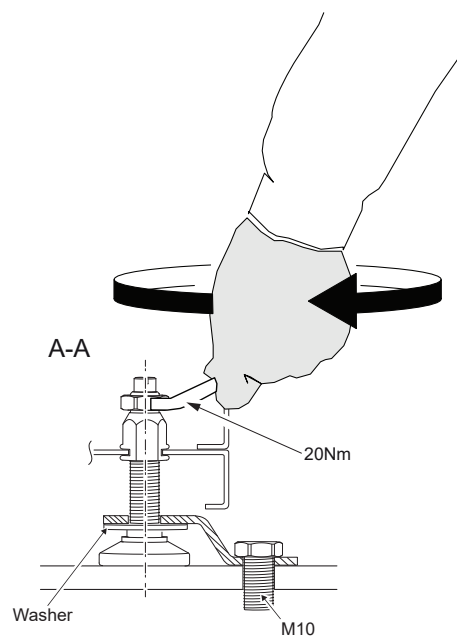
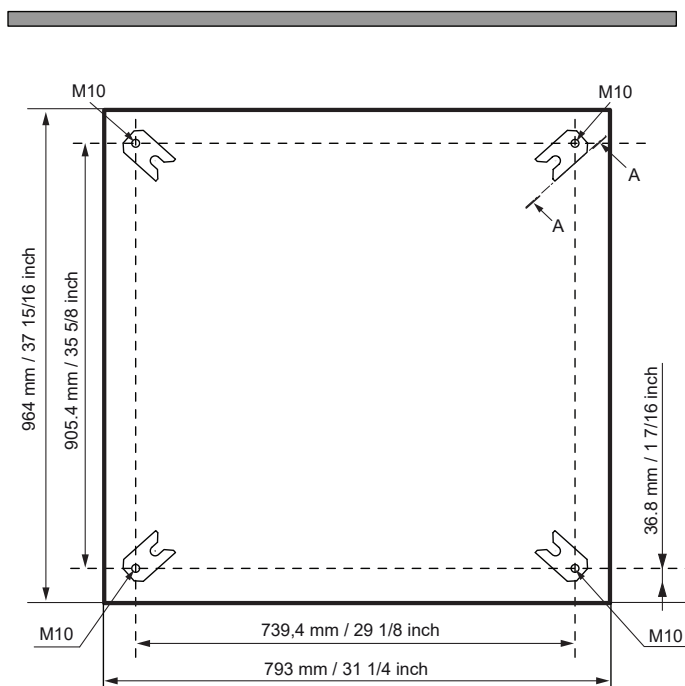


MARINE INSTALLATION

To ensure steadiness of the machine it is important to fasten the machine to the foundation.

Fasten the four fittings (supplied with the marine machine model) to the foundation using four x M10 set screws.

Fasten the machine to the fittings.



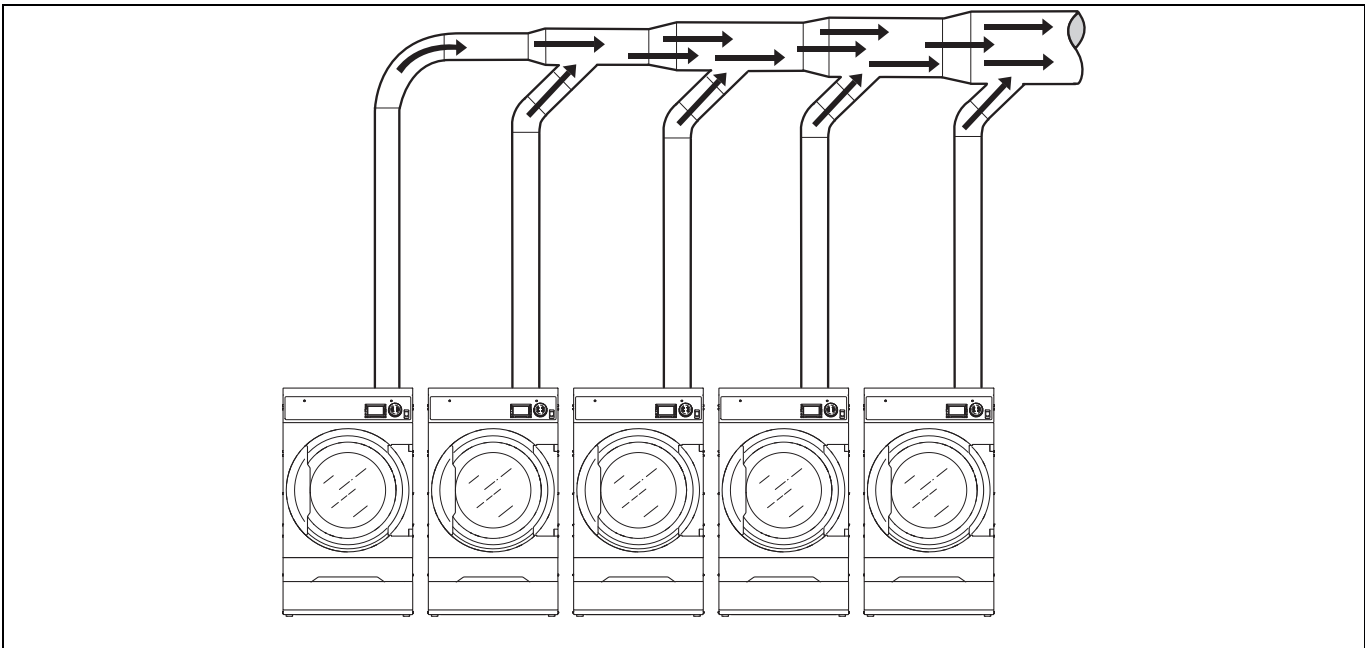


It is recommended that each machine is connected to a separate exhaust duct.

Air principles

Note! It is very important that the machine gets enough fresh air in order to get the best drying result.

The fan creates low pressure in the machine, drawing air into the drum via the heating unit. The heated air passes through the garments and the drum holes and flows out through the filter positioned below the drum. The air is then evacuated through the fan and exhaust system.



Number of machines		1	2	3	4	5	6	7	8	9	10
Exhaust duct	∅ mm	200	315	400	400	500	500	630	630	630	800
Recommended area of fresh air intake	m ²	0.16	0.39	0.63	0.63	0.98	0.98	1.56	1.56	1.56	2.51
Minimum area of fresh air intake	m ²	0.117	0.234	0.351	0.468	0.585	0.702	0.819	0.936	1.053	1.17



The exhaust duct diameter must not be reduced.

Exhaust dimensioning

Note! The exhaust duct diameter must not be reduced.

It is important that the machine has correct air volume compared to each machines power.

If the air flow is smaller or larger this will result in a longer drying period.

If the outlet pipe is long or the ventilation is not properly designed we recommend to clean the outlet pipes periodically. Usually, longer ducts need more frequent cleaning.

The exhaust pipes shall be short in order for the machine to work in the best way.

All cover panels must be mounted in order for the machine to work in the best way.