



WASHER-EXTRACTOR 8KG, MYPRO-

Model: WE170P

Article no: 914535305

Power supply: 230V 1Ph ~60Hz

Semi-professional washer-extractor that processes all laundry in one go, thanks to the generous 8 kg capacity. Excellent wash results and garment care due to the professional drum with 4.5 mm holes for efficient evacuation of debris (standard 2.2 mm).

The washer offers time and cost savings in drying with moisture extraction at 1,400 rpm. It will also meet every need with professional programs, from energy-efficient and mild to disinfection and mop programs. You will also save time, a Cotton 60 °C programs take 82 minutes, and the fast wash program only 30 minutes. It is also possible to reduce the standard program time by 12 minutes using the hot water inlet.

The model offers an extra-long lifetime due to durable construction with professional components. Less vibration thanks to a highly effective shock absorbance system and optimally balanced components and paneling. No chemical corrosion with the stainless steel front and top.

MAIN FEATURES

- With drain pump
- 16 programs
- Program proportionality the machine adapts to the load
- 3 detergent compartment

WE170P, 914535305

15-01-24 (17:09)

Model Number Specific	WE170P
Voltage (V)	230
Phase	1
Frequency (Hz)	60
Loading (kW)	2,2
Fuse (A)	10
IP Class	X4
Capacity (kg)	8
Width, net (mm)	597
Depth, net (mm)	624
Height, net (mm)	850
Weight, net (kg)	80,5
Weight, gross (kg)	82
Volume, net (m3)	0,32
Volume, gross (m3)	0,41
Energy Class	D
Connection Cable, length (m)	1,4
Plug type	Schuko
Cold water inlet, diameter (")	3/4
Detergent box	Front
Door Hanging	Left
Drain pipe, diameter (mm)	40
Drain pump	Yes
Energy consumption (kW/h)	0,7
Energy consumption, Normal, 60°C (kWh)	0,7
Exterior	Stainless steel front
G factor	536
Noise level <(dB)	76
Spin, max (rpm)	1400
SS Front panel	Yes
Stackable	Yes
Volume, drum (L)	67
Water consumption, Normal, 60°C (L)	65
Water pressure, max (Bar)	8

Water pressure, min (Bar)	0,5
----------------------------------	-----

INCLUDED IN DELIVERY

Drain hose Ø 40 mm.

Loipart AB (HQ), **Sweden**
Tel. +46 313 920 100, loipart@loipart.se

LMG Finland oy, **Finland**
+358 40 664 6680, lmg@lmg.fi



Loipart USA inc. **USA**
Tel. +1 954 530 5276, loipartusa@loipart.com

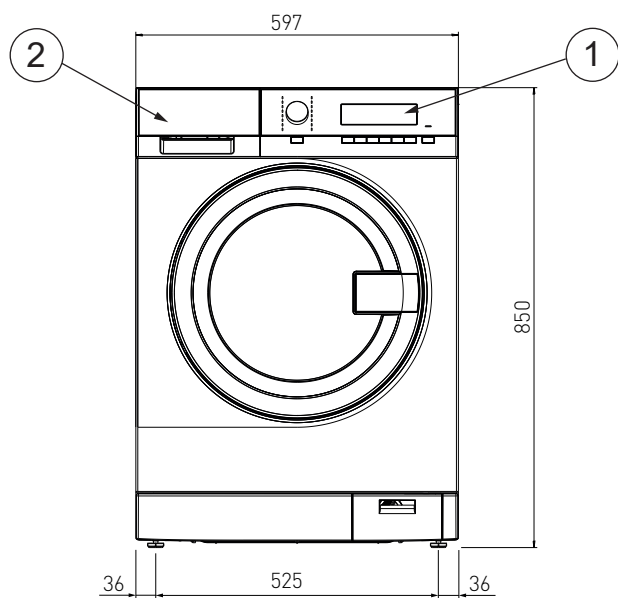
Loipart SEA Pte Ltd, **Singapore**
Tel. +65 674 99 100, contact@loipart.sg

Visit us at www.loipart.com

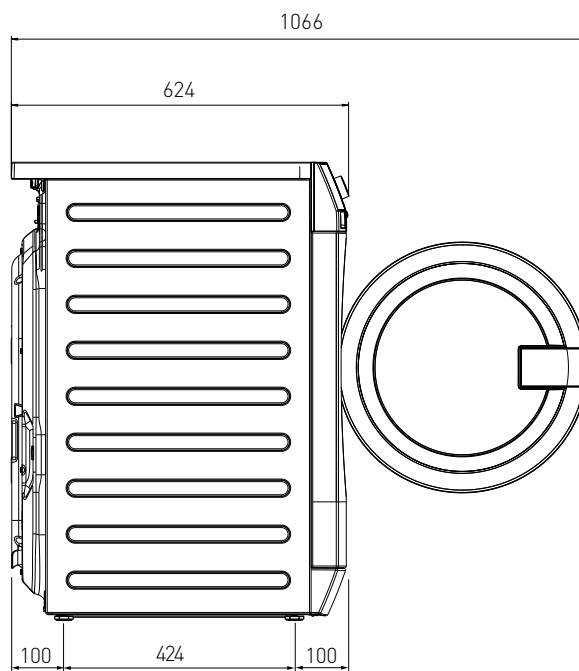
DIMENSIONS

Model: WE170P Rev. 1

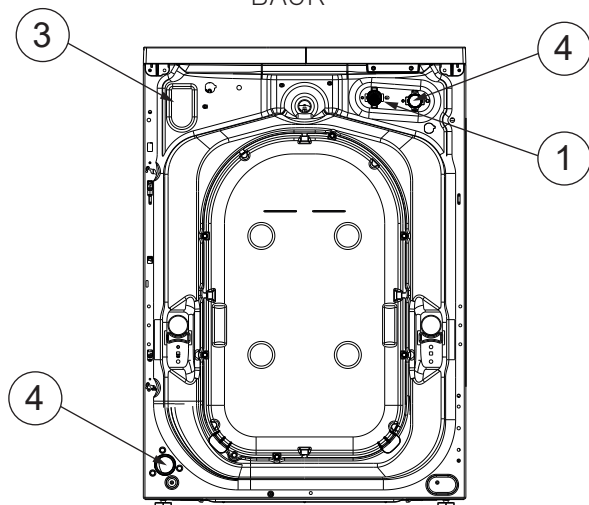
FRONT



SIDE



BACK



- 1. Operating panel
- 2. Detergent box
- 3. Drain pump
- 4. Drain valve
- 5. Hot water inlet
- 6. Cold water inlet

1 Installation of marine brackets/anchor kit

To ensure that the machine is steady it is important to fasten it to the floor.

Two persons are required for this installation.

1. Disconnect the power to the machine.
2. Mark the position of the holes of the brackets by putting them in place according to the figure before removing the machine.
3. Remove the machine from its position.
4. Drill four holes according to the specifications for the bolts used (max. M10).
5. Place the machine in its position.
6. Make sure the machine is in level.
7. Place the marine brackets in its position, securing the feet.
8. Secure the brackets.
9. Connect the power to the machine.

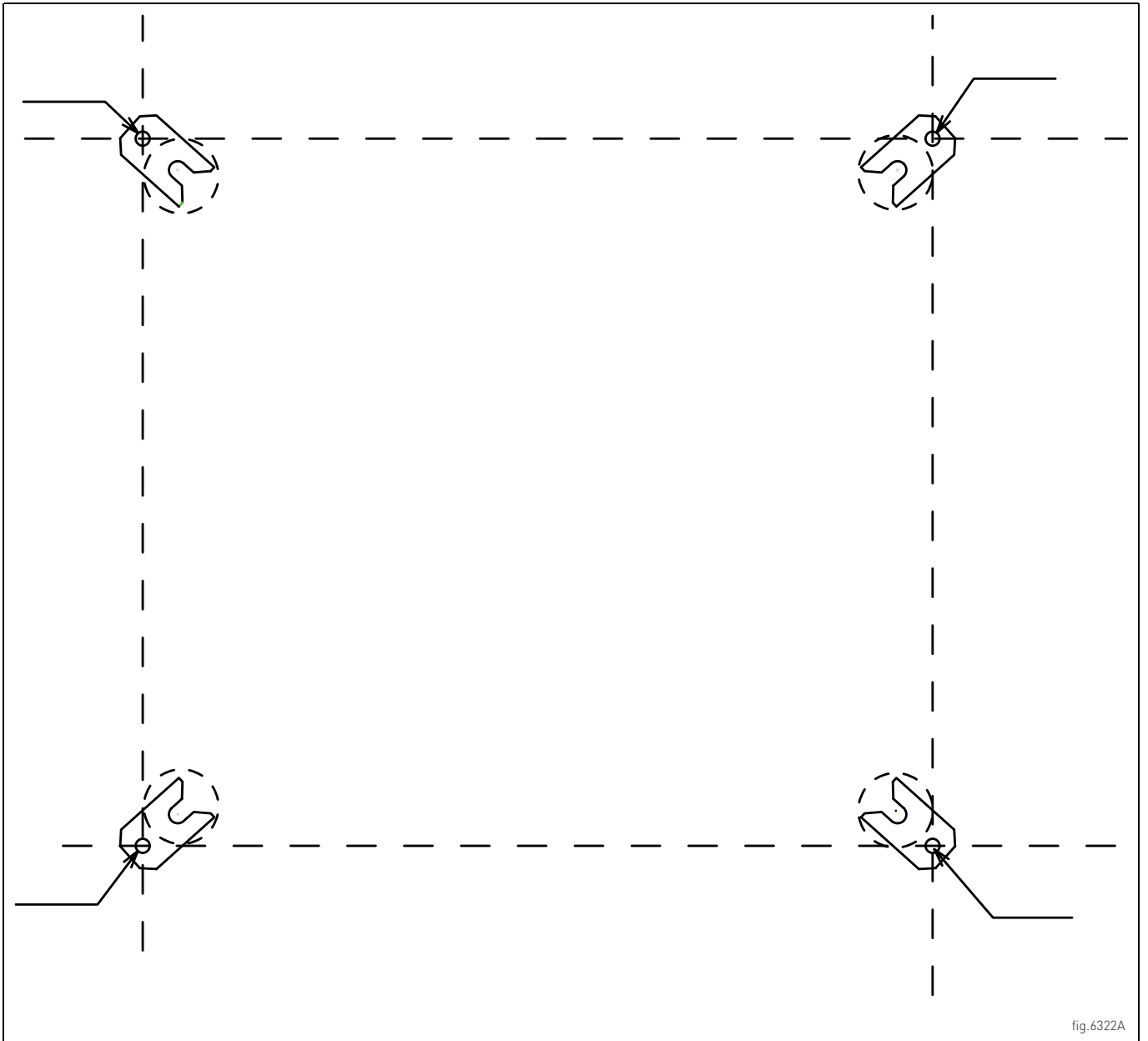


fig.6322A